

MICRO+ 123



PRELOADED HYDROPHILIC IOL
FOR 2.2MM INJECTION

MICRO+ 123: PREMIUM

► 123 Premium preloaded system for easy 2.2mm injection

The Micro+ 123 lenses are quickly prepared for injection through 2.2mm incisions.

The lenses are delivered preloaded in a micro-incision cartridge, which is then simply clipped to the 123 Premium single-use injector.

The elimination of any lens handling ensures perfect control of asepsis and makes lens injection comfortable and reproducible.



► Technical specifications

Technical name	Micro+ AY 123 (preloaded)	Micro+ AY (non preloaded)
Material	26 % hydrophilic acrylic	
Overall diameter	10.75 mm	
Optic diameter	6.15 mm	
Optic	Biconvex aspheric aberration-correcting (-0.11 μ SA)	
Filtration	UV and blue light	
Refractive Index	1.46	
Angulation	5°	
AC Depth	5.26	
Injection system	PhysIOL 123 Premium NF	Medicel Accuject 2.0 from +10D to +25D Medicel Accuject 2.2 from +25.5D to +30D
Incision size	≥ 2.2 mm	≥ 2.0 mm
Power	+ 10 D to + 30 D (0.5 D steps)	
Suggested constants*	Hoffer Q: pACD = 5.52 (interferometry), 5.26 (US) Holladay 1: Sf = 1.74 (interferometry), 1.48 (US) SRK II: A = 119.3 (interferometry), 118.89 (US) SRK/T: A = 118.9 (interferometry), 118.59 (US) Haigis**: a0 = 1.36, a1 = 0.4, a2 = 0.1 (interferometry) a0 = 1.04, a1 = 0.4, a2 = 0.1 (US)	
Square edge	360°	

* Estimates only: surgeons are recommended to use their own values based upon their personal experience. Release date: 25.06.12.
Refer to our website for updates.

** Not optimized.

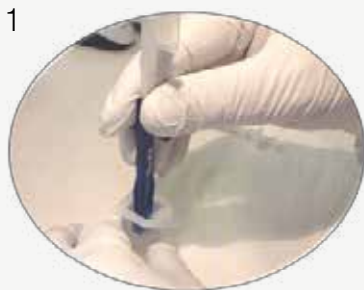
PRELOADED SYSTEM

► Injection system


The new 123 Premium injector features a safety lock which allows to correctly position the implant for injection.

The implantation is performed without risk of catching the haptics and without release of the piston.


► Loading guidelines




Push the injector vertically in the container as to clip it onto the cartridge.



Press down the plunger until the stop.



Maintain the plunger down during 3 seconds.



Gently release the piston.



Remove the safety lock by a twist motion.



Inject BSS in the body of the injector by introducing the canula of the BSS syringe into the small orifice.

The assembling of the injector on the cartridge must be performed right before implantation of the IOL.

PHYSIOL AT A GLANCE

► Experienced IOL manufacturer

Created in 1986, PhysiOL has evolved from the University of Liège, Belgium, and serves the world of ophthalmology by designing, manufacturing and marketing innovative intraocular lenses responding to the strictest quality requirements.

► Attractive and fast evolving product offer

PhysiOL offers attractive and efficient solutions, in line with the fast evolution of surgical techniques :

- 2006** YellowFlex : the first hydrophilic acrylic IOL with blue-light filtration for better retinal protection
- 2007** SlimFlex-m 123 : preloaded IOL for a fast, safe and reproducible implantation without lens handling
- 2007** MicroSlim : designed for injection through incisions as small as 1.8 mm
- 2008** Micro AY and Slim AY 123 : aspheric lenses for improving contrast sensitivity and preserving depth of field
- 2009** Poly A 123 and Poly AY 123 : preloaded IOLs for all dimensional situations
- 2010** Micro A 123 and Micro AY 123 : the first preloaded IOLs for injection through 1.8 mm incisions
- 2011** FineVision : the first trifocal diffractive IOL
- 2012** PodEye : a hydrophobic acrylic glistening-free IOL;
Ankoris : a new hydrophilic toric IOL design with optimal rotational stability

► International ambition

Our products are marketed in the Benelux and France through our own commercial structure and worldwide through a specially selected distribution network in more than 45 countries.

Distributed by :

